

Pennsylvania Charter School Funding

Perceptions of a Superintendent


Dr. Nathan Van Deusen

Superintendent of the South Eastern School District

At Issue: PDE 363 Calculation

Funding for Charter Schools Calculation of Selected Expenditures Per Average Daily Membership 2020-2021 School Year

363 (4/2018)

School District Name South Eastern School District	County Name York	AUN 112676203
Contact Person Mary Childress	E-mail Address childressm@sesd.k12.pa.us	Telephone Number Extension 717-382-4843 x 6221
Signature of Superintendent 	Date 9-17-2020	

Funding for Charter Schools for 2020-2021 School Year
Calculation based on budgeted expenditures and average daily membership
For 2019-2020 School Year (immediately preceding year)

FOR NONSPECIAL EDUCATION STUDENTS	
TOTAL EXPENDITURES	\$55,371,122.91 (a)
Minus TOTAL DEDUCTIONS (see page 2)	\$15,800,722.42 (b)
SELECTED EXPENDITURES (a - b)	\$39,570,400.49 (c)
AVERAGE DAILY MEMBERSHIP	2,678.321 (d)
FUNDING FOR NONSPECIAL EDUCATION STUDENTS (c / d)	\$14,774.33 (e)
(SELECTED EXPENDITURES PER AVERAGE DAILY MEMBERSHIP)	

FOR SPECIAL EDUCATION STUDENTS	
1200 SPECIAL EDUCATION EXPENDITURES	\$6,876,922.76 (f)
Minus SPECIAL EDUCATION DEDUCTIONS (see page 2)	\$0.00 (g)
SELECTED EXPENDITURES (f - g)	\$6,876,922.76 (h)
AVERAGE DAILY MEMBERSHIP	428.531 (i)
<i>multiplied by 0.16 (d x 0.16)</i>	
SPECIAL EDUCATION EXPENDITURES divided by 0.16 AVERAGE DAILY MEMBERSHIP (h / i)	\$16,047.67 (j)
FUNDING FOR SPECIAL EDUCATION STUDENTS (e + j)	\$30,822.00 (k)

Provide a copy of this form to each charter school in which residents of the school district are enrolled.

School District Name South Eastern School District	County Name York	AUN 112676203
---	---------------------	------------------

The following amounts are to be subtracted from the TOTAL EXPENDITURES reported on line (a). Deduct only the federal portion of expenditures except for the following account codes: 1200, 1500, 1600, 1700, 1800, 2700, 4000 and 5000.

NOTE: Only deduct the federal portion of expenditures if included in the Total Expenditures reported on line (a) on page 1.

DEDUCTIONS FROM TOTAL EXPENDITURES	
1100 Regular Education (federal only)	\$636,455.77
1200 Special Education	\$6,876,922.76
1300 Vocational Education (federal only)	\$0.00
1400 Other Instructional Programs (federal only)	\$0.00
1500 Nonpublic School Programs	\$0.00
1600 Adult Education Programs	\$0.00
1700 Community / Junior College Programs	\$0.00
1800 Prekindergarten (federal only)	\$0.00
1800 Prekindergarten (state PreK counts only)	\$0.00
2100 Pupil Personnel (federal only)	\$0.00
2200 Instructional Staff (federal only)	\$800.00
2300 Administration (federal only)	\$0.00
2400 Pupil Health (federal only)	\$0.00
2500 Business (federal only)	\$0.00
2600 Operation and Maint. of Plant (federal only)	\$0.00
2700 Student Transportation	\$2,526,934.28
2800 Central (federal only)	\$0.00
2900 Other Support (federal only)	\$0.00
3000 Operation of Noninstructional (federal only)	\$0.00
4000 Facilities Acquisition, Constr. and Improvement	\$546,413.00
5000 Other Financing Uses	\$5,054,415.61
7505 Ready to Learn Block Grant	\$156,781.00
TOTAL DEDUCTIONS	\$15,800,722.42 (b)

DEDUCTIONS FROM SPECIAL EDUCATION EXPENDITURES	
1200 Special Education (federal only)	\$0.00
1280 Early Intervention (state only)	\$0.00
TOTAL SPECIAL EDUCATION DEDUCTIONS	\$0.00 (g)

At Issue: Regular Education Deductions (Tuition: charter school, vocational education, etc.)

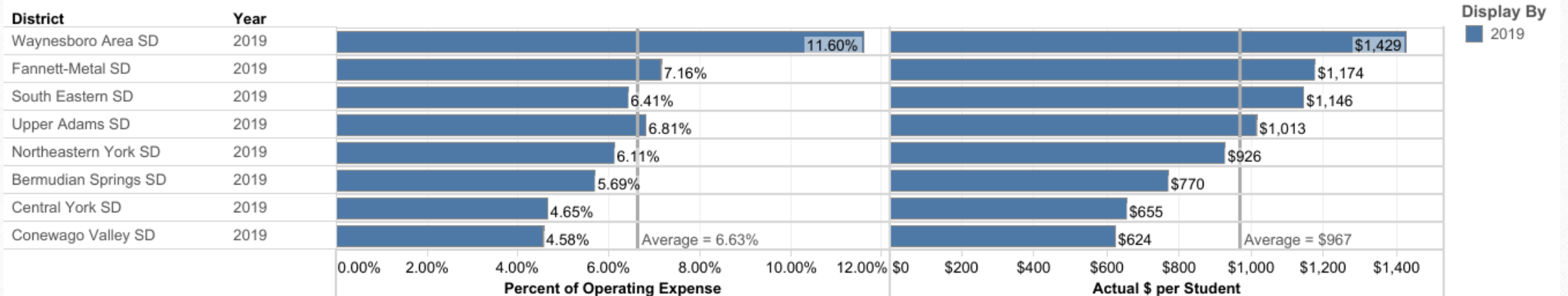
Line Item Spending Comparison

District(s): Waynesboro Area SD, Fannett-Metal SD, South Eastern SD and 5 more

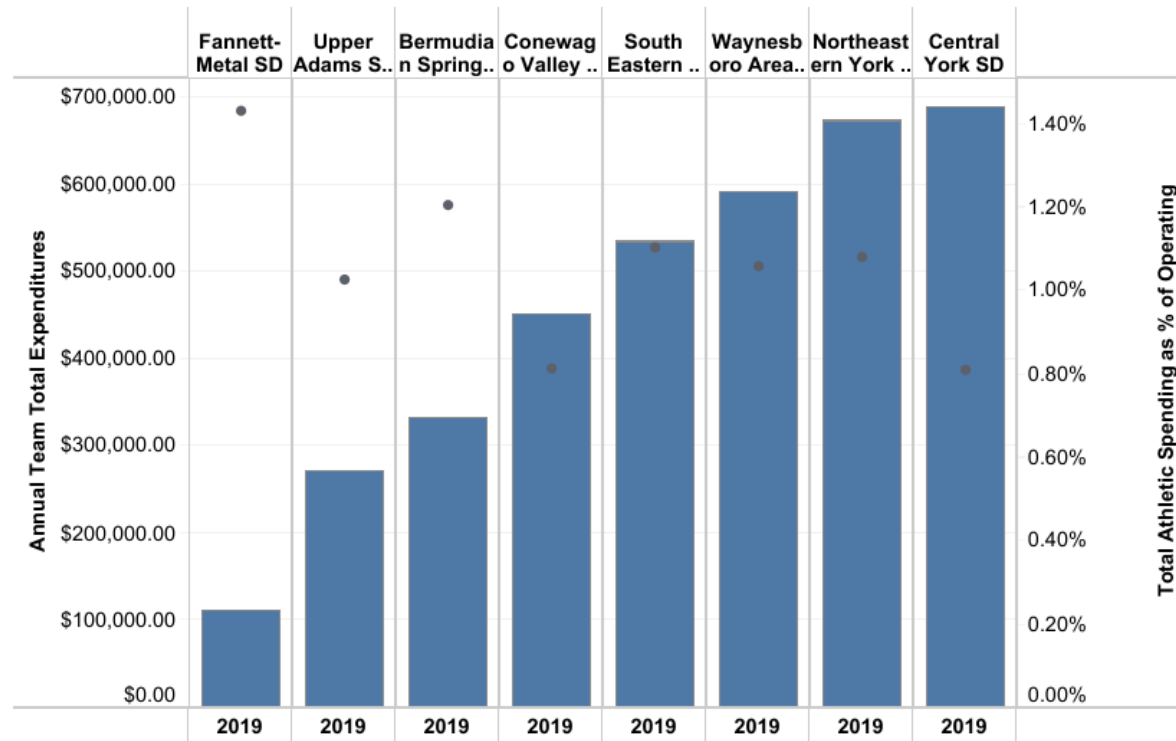
Source: Pennsylvania Department of Education

Notes: "Total Operating Expense" includes operating items from General Fund;

Actual \$ Per Student is calculated based on Average Daily Membership when available and regular enrollment when not available.

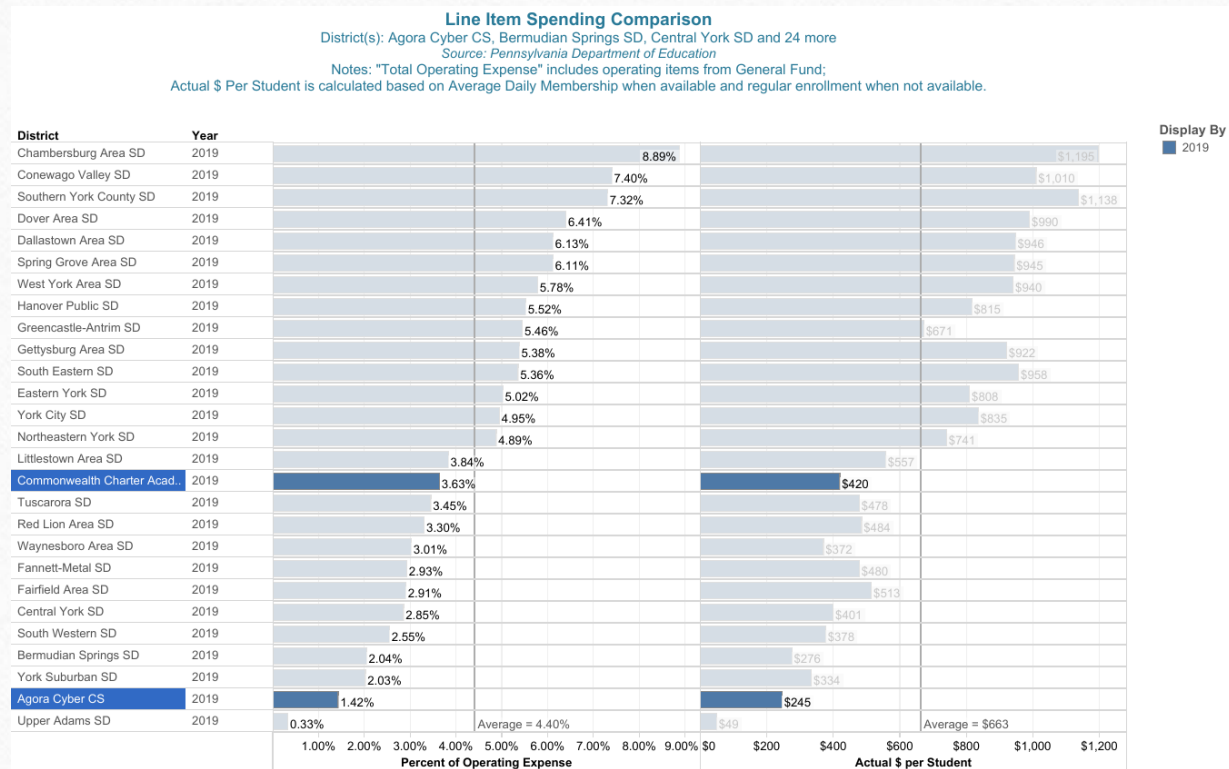


At Issue: Regular Education Deductions (Athletics)



At Issue: Special Education Calculation

Problem #1- Which SE students are being educated in a charter school? Are all SE students the same?



The Heart of the Problem: What is an equitable PDE 363 Calculation?

Does this funding process incentivize charter school SE identification?

Problem #2

- $\$14,744.33$ (RE) + $\$16,047.67$ (SE) = $\$30,822$
 - **Assumption** in this calculation is that all SE students are educated in our district.
- **The reality**- The neediest students are educated out of district (IU, River Rock, Devereux, Janus, etc.). SESD currently 47 SE students that are educated in other placements (11% of our students).
- 47 students x $\$14,744.33$ = **$\$692,983$ lost to the calculation**
- This calculation error alone costs the SESD over **$\$1,635$ per SE child** attending a charter school

Conclusion and Questions
