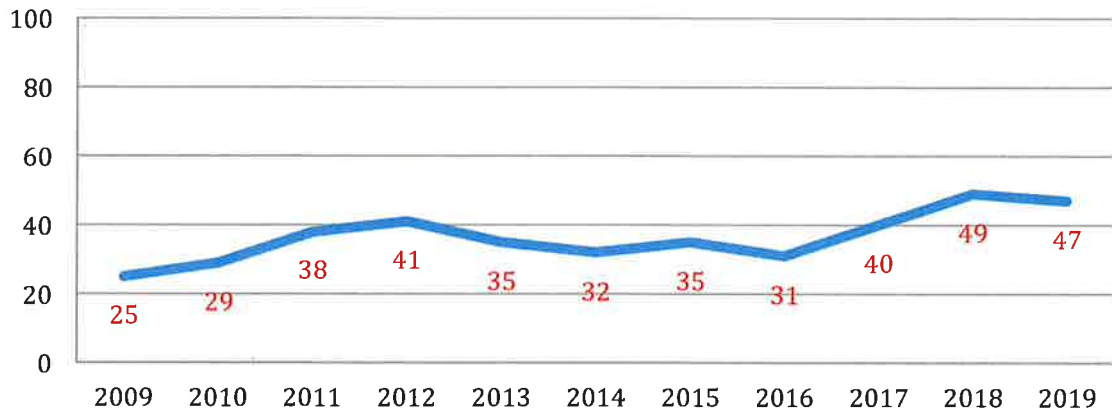


Cyber School Facts

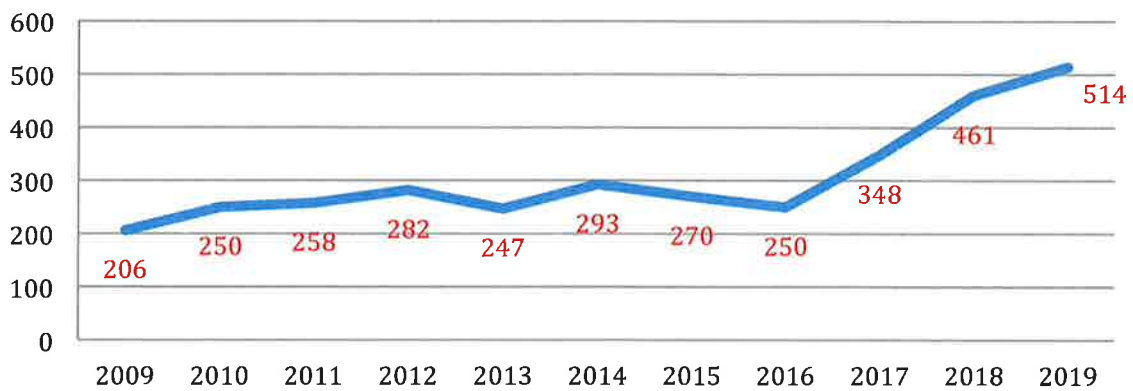
- Snowball effect with costs – Cyber schools base rate on cost District spends per student, as cyber schools pull more students the District spending per student increases.
- The majority of students and families are choosing cyber schooling for non-educational reasons, with avoidance of accountability being a main factor (see chart)
 - o Example: Several years ago a student was caught smoking at a District event, that student was disciplined. The family decided to move all their 4 children to a Cyber Charter School. The girlfriend of the student also moved to the Cyber School. Total cost to the District was between \$50,000 and \$70,000 per year, for this one non-educational incident.
- The Everett Area School District has noticed an increase in students moving into the District already attending a Cyber School.
 - o Many times these students move from District to District without anyone knowing. This causes issues with accounting and financial responsibilities.
- Everett and many other Districts have created their own Cyber Schools, to accommodate the needs of their students, but accountability still remains, and most families choose the non-district option.

- The percent of students scoring proficient or advanced on the Keystone exams is much lower in the outside Cyber Schools. (see chart from 2017-2018).
- Students tend to return to their home district after a few years at Cyber Schools. These returning students are behind academically and require additional years of education and/or intensive remediation to be back on pace to graduate. Often these students dropout.

Number of Everett Students in Outside Cyber Charter Schools



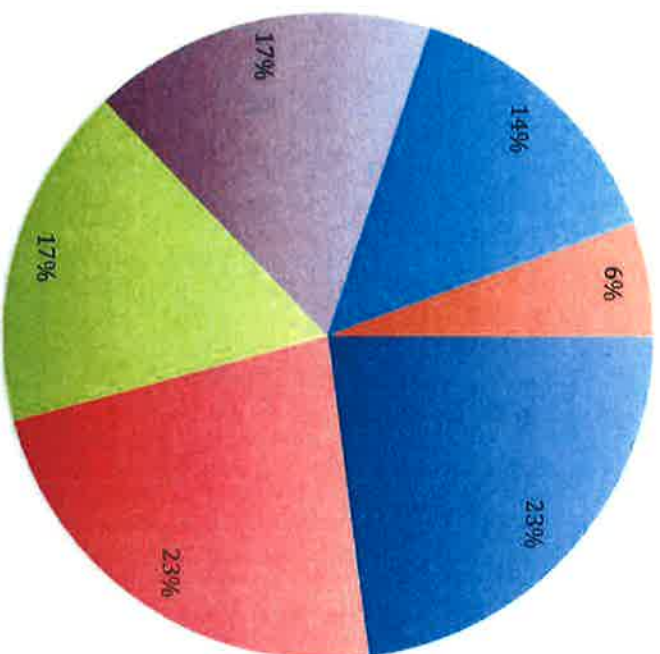
Everett Area School District Cost to Cyber Charters *



* The numbers on the graph represent the cost to the District in thousands.

** 2019 numbers are not yet finalized, but are a close estimate based on current costs.

Reasons for Cyber Enrollment 2017-2018



■ Discipline or attendance issue

■ Moved into District on cyber

■ School Closing

■ Traditional Homeschool to Cyber

■ Conflict with District policies

■ Health Concerns

Percent Proficient or Advanced or Keystone Exams

School	ELA	MATH	SCIENCE
21st Century Cyber	66.7	45.1	56.8
Achievement House	44.9	21.6	28.9
ACT Academy	13.6	4.6	4.6
Agora	37.5	12.8	34.4
Central PA Digital Learning	20	9.3	20
Commonwealth Academy	43.1	16.8	38.6
Insight PA Cyber	35.8	7.3	29.6
PA Cyber Charter	45.3	22.8	45.3
PA Distance Learning	28.7	8.9	32.5
PA Leadership Cyber	54.6	31.1	55.2
PA Virtual Cyber	50.4	22.4	45.2
REACH Cyber	36	11.3	32.5
Everett	87.2	77.4	61.3